



# Sarasota County Emergency Management

## Flash Report #53

Updates listed in blue.



April 19, 2020

**Activation Level 2: Partial**

**Event Name: COVID-19**

### Situation

As of noon today, Sarasota County is reporting 283 confirmed COVID-19 cases, 268 Sarasota County residents and 15 non-Florida residents. There have been 23 deaths reported in Sarasota County to date. Confirmed cases range in age from 0 to 102, with 117 men or 44 percent and 151 women or 56 percent testing positive. There have been 3,391 people tested for COVID-19 with an 8.4 percent positive return rate. All confirmed cases in Sarasota County are receiving the appropriate medical care and are hospitalized or self-isolated.

The Florida Department of Health is currently reporting a total of 25,996 confirmed COVID-19 cases in Florida.

Sarasota county area hospitals are reporting 51% of intensive care unit (ICU) beds occupied and 56% of all available beds occupied.

DOH Sarasota is scheduled to conduct three by appointment only COVID-19 drive-thru testing sites throughout Sarasota County. This community based COVID-19 testing is for anyone who is currently experiencing symptoms (fever, cough, or shortness of breath) or who works in a health care setting.

To make an appointment, please call 941-861-2883. Callers will be screened using current CDC testing criteria. Appointments are limited however more testing opportunities may be scheduled in the future.

North Sarasota: Tuesday, 4/21, 8 a.m. to Noon – RL Taylor Community Center, 1845 34th Street, Sarasota

Mid-County: Thursday, 4/23, 8 a.m. to Noon – Laurel Civic Association, 509 Collins Road, Laurel

South County: Friday, 4/24, 9 a.m. to 1 p.m. – Heron Creek Middle School, 6501 W. Price Blvd, North Port

To make an appointment, please call 941-861-2883. Callers will be screened using current CDC testing criteria. Appointments are limited however more testing opportunities may be scheduled in the future.

All patients must have an appointment to be tested.

The Florida Department of Health continues to see new positive cases across the State, please visit [www.flhealth.gov/covid-19](http://www.flhealth.gov/covid-19) for the most current case count and county specific data.

The CDC recommends wearing cloth face coverings in public settings where other social distancing measures are difficult to maintain (e.g., grocery stores and pharmacies) especially in areas of significant community-based transmission.

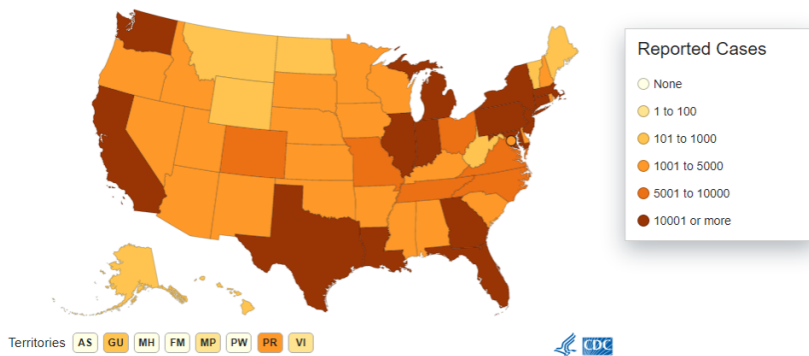
DOH Sarasota is monitoring community health trends on a daily basis to help identify any possible cases of COVID-19. Additionally, the department is serving as an expert resource for health care providers and the public, and working to make sure that health care providers know what to look for and what to do if they suspect COVID-19 in a patient.

DOH continues to visit all licensed long term care facilities in Sarasota County to ensure proper COVID-19 infection control guidelines as established by the CDC are being used to prevent the spread of the virus.

The Florida Department of Health reminds everyone that the elderly and those with underlying medical problems like high blood pressure, heart problems and diabetes are more likely to develop serious illness.

If you are sick with COVID-19 or suspect you are infected with the virus that causes COVID-19, follow the steps below to help prevent the disease from spreading to people in your home and community.

Stay home except to get medical care: You should restrict activities outside your home, except for getting medical care. Do not go to work, school, or public areas. Avoid using public transportation, ride-sharing, or taxis.





### Essential Elements of Information

<b>25300</b> Florida Resident Cases	<b>Declared</b> Local State of Emergency	<b>Declared</b> State of Emergency	<b>Declared</b> Federal Emergency	<b>Level 1</b> State EOC Activation	<b>735366</b> USA Cases
<b>696</b> Non-Florida Resident Cases	<b>03/16 - 04/30</b> Schools Closed	<b>15930</b> Currently Monitored	<b>8096</b> Text Alert Opt-ins	<b>677</b> Contact Center Calls Answered Daily Total M-F	<b>9 seconds</b> Contact Center Wait Time
<b>764</b> Florida Deaths	<b>115</b> Parks Open	<b>11</b> Libraries Closed	<b>04/19/20</b> LSE Expiration	<b>2356475</b> Global Cases	<b>256698</b> Number of People Tested (FL)
<b>Activated</b> Fire - DOC	<b>Activated</b> Health Department - DOC	<b>Partial</b> Parks - DOC	<b>Partial</b> Libraries - DOC	<b>Partial</b> Public Utilities - DOC	

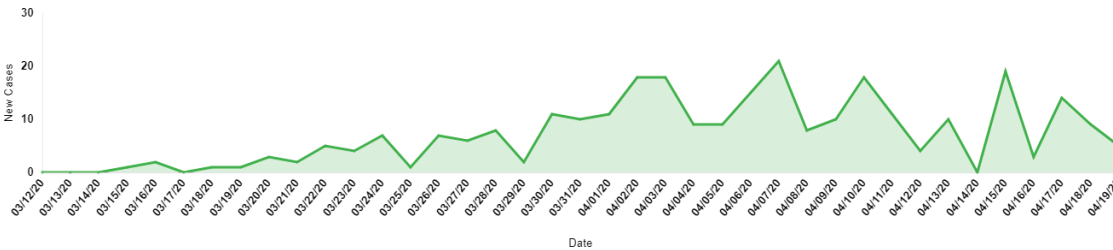
### Directors

Finance and Administration requests all directors to help procurement prioritize requests.  
 Reminder for all departments to send any communications through [communications@scgov.net](mailto:communications@scgov.net).  
 Public Records Request continue to come in and departments are responsible for responding in a timely fashion.  
 All personnel should ensure staff is situationally aware of the spread of COVID-19 and personal protective measures to reduce or prevent influenza like illnesses. Any information regarding employee communications and messaging coordinate with Sarasota County Human Resources Department. All department and agencies with potential press releases coordinate with Sarasota County Communications Department by calling 861-NEWS or [news@scgov.net](mailto:news@scgov.net). If the situation escalates, Flash Reports will be replaced with Situation Reports.

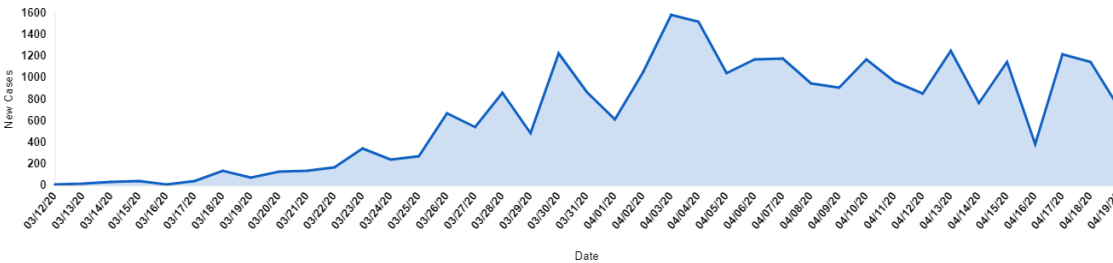
### All Agencies and Partners

Please ensure that all field personnel that do not receive e-mail communications are informed of daily updates and are provided the Florida Department of Health and CDC information links to ensure proper protective measures are taken.  
 For COVID-19 text updates from Sarasota County Government, text SRQCOVID19 to 888777.

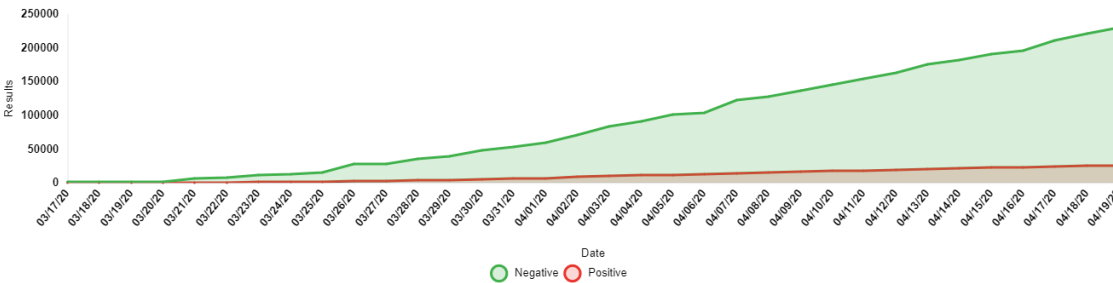
### New Cases in Sarasota



### New Cases in State of Florida



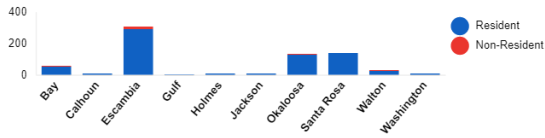
### Negative vs. Positive Results in State of Florida



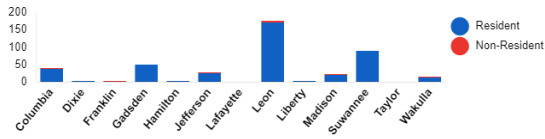
### Total Florida Cases by Region

<b>25300</b> Florida Residents	<b>696</b> Non-Resident	<b>283</b> Sarasota County	<b>25996</b> Total	<b>67</b> Total Counties
-----------------------------------	----------------------------	-------------------------------	-----------------------	-----------------------------

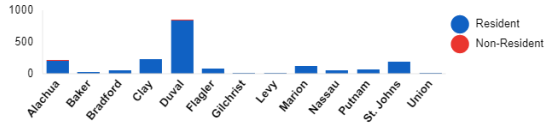
### Region 1



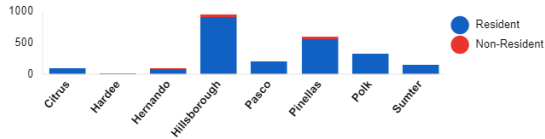
### Region 2



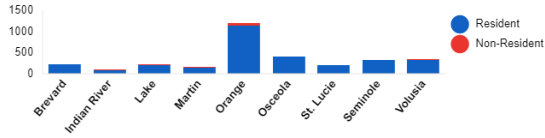
### Region 3



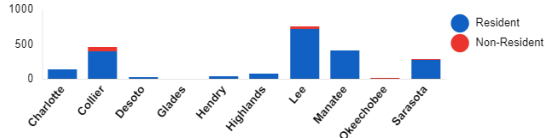
### Region 4



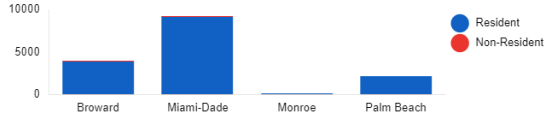
### Region 5



### Region 6



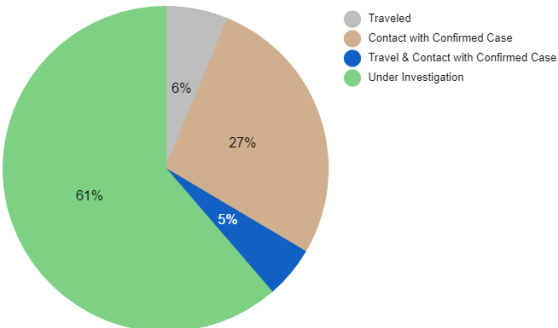
### Region 7



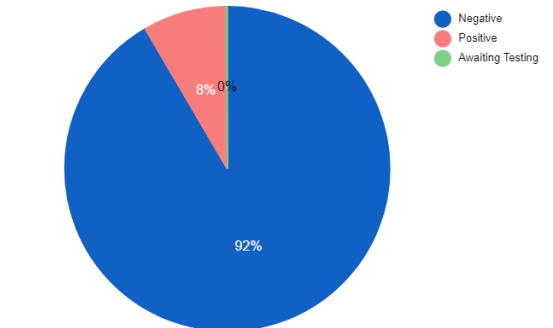
### Florida Cases by Census

County	% of cases by Census	Total	Resident	Non-Resident
Dade	0.33736%	9166	9083	83
Broward	0.20279%	3960	3841	119
Suwannee	0.20263%	90	90	0
Jefferson	0.18251%	26	24	2
Bradford	0.14893%	42	42	0
Palm Beach	0.14404%	2156	2103	53
Collier	0.11951%	460	397	63
Madison	0.11356%	21	20	1
Gadsden	0.10951%	50	49	1
Sumter	0.10950%	145	145	0
Osceola	0.10805%	406	396	10
Clay	0.10353%	227	225	2
Manatee	0.10093%	407	405	2
Monroe	0.09835%	73	66	7
Lee	0.09772%	753	719	34
Hendry	0.09757%	41	41	0
Escambia	0.09707%	309	290	19
Martin	0.09317%	150	142	8
Duval	0.08844%	847	833	14
Orange	0.08533%	1189	1127	62
Alachua	0.07768%	209	198	11
Putnam	0.07515%	56	56	0
Santa Rosa	0.07487%	138	138	0
Charlotte	0.07305%	138	137	1
St. Johns	0.07103%	188	182	6
Seminole	0.06740%	318	312	6
Highlands	0.06590%	70	69	1
Sarasota	0.06525%	283	268	15
Flagler	0.06517%	75	72	3
Hillsborough	0.06468%	952	910	42
Okaloosa	0.06216%	131	126	5
St. Lucie	0.06153%	202	198	4
Pinellas	0.06062%	591	550	41
Desoto	0.06052%	23	23	0
Leon	0.05995%	176	171	5
Volusia	0.05982%	331	322	9
Baker	0.05820%	17	17	0
Lake	0.05611%	206	194	12
Citrus	0.05546%	83	83	0
Columbia	0.05440%	39	38	1
Indian River	0.05253%	84	76	8
Nassau	0.04852%	43	42	1
Polk	0.04470%	324	318	6
Hernando	0.04332%	84	80	4
Walton	0.04320%	32	24	8
Calhoun	0.04254%	6	6	0
Wakulla	0.04150%	14	13	1
Pasco	0.03683%	204	197	7
Glades	0.03620%	5	5	0
Brevard	0.03572%	215	208	7
Marion	0.03310%	121	118	3
Bay	0.03148%	55	54	1
Holmes	0.03059%	6	6	0
Levy	0.02650%	11	11	0
Liberty	0.02394%	2	2	0
Washington	0.02355%	6	6	0
Gilchrist	0.02153%	4	4	0
Hamilton	0.02079%	3	3	0
Union	0.01969%	3	3	0
Dixie	0.01783%	3	3	0
Jackson	0.01724%	8	7	1
Okeechobee	0.01660%	7	6	1
Franklin	0.01649%	2	1	1
Hardee	0.01485%	4	2	2
Lafayette	0.01187%	1	1	0
Gulf	0.00733%	1	1	0
Taylor	0.00464%	1	1	0

### COVID-19 Case Overview in State of Florida



### Number of People Tested in Sarasota County



<b>1590</b> Traveled	<b>6893</b> Contact w. Confirmed	<b>1305</b> Travel and Contact w. Confirmed	<b>15512</b> Under Investigation	<b>3</b> Awaiting Testing	<b>3104</b> Negative	<b>283</b> Positive
-------------------------	--	---	-------------------------------------	------------------------------	-------------------------	------------------------


**Faith Based**    **Travel**    **Higher Education**    **Healthcare**    **Homeless Shelters**    **First Responder**



**Schools**    **Businesses**    **Mass Gatherings**    **Retirement Communities**    **Correctional Facilities**



**Emergency Declaration**    **Emergency Order**    **Public Health Emergency Declaration**    **Executive Order**



**Flash Reports**    **CDC COVID-19**    **FDOH COVID-19**    **FAQ**



Prepared By: Auria Malachowski  
 Approved By: Jerry Wheeler